

1st Grade Diorama Guidelines

Recognizing the way ways to get this books **1st grade diorama guidelines** is additionally useful. You have remained in right site to begin getting this info. acquire the 1st grade diorama guidelines join that we find the money for here and check out the link.

You could purchase guide 1st grade diorama guidelines or acquire it as soon as feasible. You could speedily download this 1st grade diorama guidelines after getting deal. So, as soon as you require the books swiftly, you can straight acquire it. It's so utterly simple and thus fats, isn't it? You have to favor to in this freshen

There aren't a lot of free Kindle books here because they aren't free for a very long period of time, though there are plenty of genres you can browse through. Look carefully on each download page and you can find when the free deal ends.

1st Grade Diorama Guidelines

Set the empty shoebox on its side, with the inside facing towards you. This is the set where your scene will unfold. You can set the box inside its top to act as an extension of the scene, if you wish. Start by setting up the background, just like a set designer. Help your child to imagine the scene.

Design a Diorama! | Activity | Education.com

1st Grade Diorama Guidelines 1st Grade Diorama Guidelines Recognizing the way ways to get this books 1st Grade Diorama Guidelines is additionally useful. You have remained in right site to begin getting this info. acquire the 1st Grade Diorama Guidelines colleague that we come up with the money for here and check out the link.

[Book] 1st Grade Diorama Guidelines

Jan 9, 2015 - Explore jilllongo's board "Diorama - 1st Grade" on Pinterest. See more ideas about Diorama, Habitats projects, Biomes project.





Get Free 1st Grade Diorama Guidelines

13 Best Diorama - 1st Grade images | Diorama, Habitats

...

Make a Diorama. Welcome to the Diorama -- today's grade school staple for all sorts of projects! Since my daughters started school I have been through at least a dozen diorama projects (typically for book reports). I've even had to dash out and buy shoes just so I had a shoebox (I'm now an experienced mom and have a stash of them on hand *laugh*)

Make a Diorama

1:03:58 Peppa Pig Official Channel   Peppa Pig Chinese New Year Special   - Duration: 1:03:49. Peppa Pig - Official Channel Recommended for you

1st grade diorama 1-28-11.avi

Included in this download are student guidelines for creating an ecosystem diorama and writing a paragraph explaining the diorama, suggestions on how to put a diorama together, a research planning worksheet, and rubrics for ... This Arctic animal unit is a great way to introduce research projects to your kindergarten or first grade students ...

Diorama Project & Worksheets | Teachers Pay Teachers

1st grade Cheetah diorama. ... Dioramas and Clever Things: Great Safari Ltd. dioramas at the Toy Fair (Part 1) Zorayda Denise Diorama. Hippo Crafts Safari Crafts Green Crafts For Kids Easy Crafts For Kids Kid Crafts Kindergarten Science Projects Preschool Themes Animal Masks For Kids Mask For Kids.

1st grade Cheetah diorama | Habitats projects, Diorama

...

Habitat dioramas allow children to use their creativity and imagination to learn science lessons, since there are so few "right" or "wrong" answers. Dioramas provide a way for the children to visualize the ideas of geography and the interrelationship of animal and plant life. In addition to expanding ...

How to Make a Habitat Shoebox Diorama | Sciencing

Paint the walls light blue to make your diorama's background.

Get Free 1st Grade Diorama Guidelines

You can paint details like clouds or falling snow. Paint the ground white for a snowy landscape. You can include a body of water to show how integral the sea is to polar life.

Polar Habitat Diorama | Kids' Crafts | Fun Craft Ideas ...

Education is controlled locally in the United States, and each state has its own set of academic standards in language arts, mathematics, science, and social studies for students in kindergarten through 12th grade. Your child's teacher uses these curriculum guidelines to plan daily coursework.

State curriculum guidelines: What your child is expected

...

Nov 18, 2017 - Explore chailey77's board "1st Grade Projects", followed by 126 people on Pinterest. See more ideas about Diorama kids, Projects and Ecosystems projects.

31 Best 1st Grade Projects images | Diorama kids, Projects ...

Your 1st Grade Book Checklist for Writing: 1. Scholastic Success With Writing: Grade 1 — The fun activities in this workbook are designed based on state standards for 1st grade readers, providing your child with the targeted, skill-building practice they need to excel in writing descriptive, clear sentences and identifying story parts. 2.

The Guide to 1st Grade | Scholastic | Parents

1 Prepare a shoebox. For optimum space, use a large shoebox and keep the lid attached. Positioning the box upright also provides the vertical space needed for tall rainforest trees. Keep the box lid permanently fixed at a 90-degree angle by attaching a small box at the bottom portion of the hinge.

Rainforest Habitat Diorama - First Palette

May 2, 2017 - 1st Grade Toucan diorama with rain forest set-up
#diorama #toucan #rainforest

1st Grade Toucan diorama with rain forest set-up #diorama ...

Sep 20, 2016 - Explore ajelderks2's board "1st grade animal

Get Free 1st Grade Diorama Guidelines

habitat dioramas" on Pinterest. See more ideas about Desert diorama, Animal habitats, Habitats projects.

10 Best 1st grade animal habitat dioramas images | Desert ...

Set the stage for a unit or lesson on the African savanna by creating a cute habitat diorama. Cheetahs, lions, zebras, and elephants are all present in a shoe-box-sized craft that requires your learners to color, cut, and paste.

Diorama Lesson Plans & Worksheets Reviewed by Teachers

1:04:02 Peppa Pig Official Channel | Peppa Pig's Music Party Time with Chloe's Big Friends - Duration: 1:03:59. Peppa Pig - Official Channel Recommended for you

ACE 1st Grade Science Project - Habitat Diorama

Cut out heart-shaped leaves out of green construction paper or cardstock. Use a pair of wavy or scallop edging scissors if you want the leaves to have wavy edges. Draw veins on each leaf using markers or colored pencils. Cut a length of green floral wire or pipe cleaner to make a stem. Glue a stem behind each leaf.

Diorama Plants and Trees | Kids' Crafts | Fun Craft Ideas

...

By first grade, children use and understand thousands of words, broad categories of time—such as past, present and future—and show interest in solving mathematical problems. Below is a list of first grade competencies by subject.

Copyright code: d41d8cd98f00b204e9800998ecf8427e.